

## **SLOVENE COMPANIES WITH ITALIAN CAPITAL**

According to the combined official data of the Slovenian Registry of Enterprises and the Bank of Slovenia, more than 570 Slovenian companies can count on Italian capital; however, it is difficult to ascertain whether all these companies are operative. From a survey conducted by our office, it emerges an important Italian presence in more than 100 Slovenian companies, which employ around 4,000 workers in services (banks, insurance companies) and production (sunglasses, energy, textile).

As far as investments are concerned, the most recent available data (Bank of Slovenia) show that in 2006 Italian investments in Slovenia reached the level of 374.3 M Euro, with a growth of 2% on the previous year. Italy remains in 6th position with a share of 5.5%. It must be noted, however, that such data cannot take into account Italian companies that have adopted a different approach to the Slovenian market: for instance, Unicredit is now present with a wide network resulting from the take over of Bank Austria-Creditanstalt, while Generali has entered the Slovenian market through a Croatian subsidiary.

The list you can find attached, therefore, cannot be considered as a comprehensive one; it is, in fact, the result of a survey that our office conducted in order to find out what were the motives that led Italian companies to invest in Slovenia and how the results have met their expectations. 10% of the companies that participated to the survey have not given their consent to publish their name: the results of the survey, however, include their answers.

We hope that our little survey may be of some interest not only to scholars but also to potential investors, who may well utilise the opinions of those who have already approached the Slovenian market as a practical guide to investing in Slovenia.

For further information, please contact Matjaž Žigon (m.zigon@ice.it) who prepared the form and elaborated the data.

DESCRIPTIVE PART																			
	Company name	Address	Statistical region	Contact person	Telefon	Fax	E-mail	www	Activity	N. employees	Year of establishment	N. business units	Turnover 2005	Turnover 2004	Turnover 2003	Share of the italian company	Name and address of the italian company represented in company's capital	Year of the first investment in Slovenia	Other foreign partners and their share
3	ARKO d.o.o.	Meža 27, 2370 Dravograd	11	Koroška	+386.2.8720649	+386.2.8720631	dinko@siol.net		Production of measuring instruments	10	1994		€ 990.000	€ 900.000	€ 920.000	60,0%	Gestar S.r.l., Via Martiri 4, Arzignano	1994	/
2	Agrovital d.o.o.	Prešernov trg 1, 6000 Koper - Capodistria	8	Obalno-kraška	Natalija Gulič	+386.5.6278308	+386.5.6278309	agrovital@siol.net	Agent, Trade	1	2005	1	€ 157.984	€ 0	€ 0	45,0%	Galenich S.r.l., Via Sacro cuore 87, 97015 Modica (RG)	2005	/
1	Adriaplin d.o.o.	Dunajska 7, 1000 Ljubljana	1	Osrednjeslovenska	Lorenzo Maina	+386.1.2342100	+386.1.4321093	adriaplin@siol.net	Distribution of gas	18	1994	0	€ 20.817.000	€ 15.504.000	€ 7.450.000	51,0%	ENI S.p.A.	1994	SI - 38 %

		DESCRIPTIVE PART																		
	Company name	Address	Statistical region		Contact person	Telefon	Fax	E-mail	www	Activity	N. employees	Year of establishment	N. business units	Turnover 2005	Turnover 2004	Turnover 2003	Share of the italian company	Name and address of the italian company represented in company's capital	Year of the first investment in Slovenia	Other foreign partners and their share
4	Banka Koper d.d.	Pristaniška ulica 14, 6000 Koper - Capodistria	8	Obalno-kraška		+386.5.6661470	+386.5.6662001		www.banka-koper.si	Banking	800	1978					63,9%	San Palo I.M.I. S.p.A., Piazza San Carlo 156, 10121 Torino, Tel.: +39.011.551, Fax: +39.011.5556525	2002	
5	Blanch d.o.o.	Šmartno 81, 5211 Kojško	7	Goriška	Giovanni Blanch	+386.5.3333750	+386.5.3333751			Turism		2003					100,0%			/

DESCRIPTIVE PART																				
	Company name	Address	Statistical region		Contact person	Telefon	Fax	E-mail	www	Activity	N. employees	Year of establishment	N. business units	Turnover 2005	Turnover 2004	Turnover 2003	Share of the italian company	Name and address of the italian company represented in company's capital	Year of the first investment in Slovenia	Other foreign partners and their share
8	Daniela d.o.o.	Goriška cesta 54, 5270 Ajdovščina	7	Goriška	Daniela Puja	+386.5.3661238	+386.5.3681526	et		Trade	1	2004					50,0%	Autoattrezzature Daniela Puja, Via Blaserna 50, 34170 Gorizia	2004	/
7	Cevovodi d.o.o.	Leskovškova 9E, 1000 Ljubljana	1	Osrednjeslovenska		+386.1.5867500	+386.1.5867570	cevovodi@impakta.si	www.cevovodi.si	Fixing of piping without digging	5	2001	1	€ 449.300	€ 205.600	€ 340.000	10,0%	S 3 SONCINI S.r.l., Via Parma 28, poviglio (RE)	2001	/
6	CBLUES d.o.o. Koper S.r.l. Capodistria	Čevjarksa ulica 35, 6000 Koper - Capodistria	8	Obalno-kraška	Aurelio Flego	+386.5.6274706	+386.5.6271647			Wholesale		1994		€ 197.700	€ 326.000	€ 368.700	70,0%	persona fisica - Aurelio Flego	1994	SI - 30 %

		DESCRIPTIVE PART																			
		Company name	Address	Statistical region		Contact person	Telefon	Fax	E-mail	www	Activity	N. employees	Year of establishment	N. business units	Turnover 2005	Turnover 2004	Turnover 2003	Share of the italian company	Name and address of the italian company represented in company's capital	Year of the first investment in Slovenia	Other foreign partners and their share
10	9	<b>Ecowash d.o.o.</b>	Industrijska cesta 8, 6310 Izola - Isola	8	Obalno-kraška	Klavdij Marsič	+386.5.6400960	+386.5.6400961	ecowash@siol.net	www.ecowash.si	Wholesale of house care products	3	1996	1	€ 685.000	€ 883.000	€ 687.000	66,0%	De Zan Mazrizio, Vittorio Veneto, Via Alcide De gasperi, Posocro Giancarlo, Vittorio Veneto, Via Martel 22	1996	/
		<b>Donum d.o.o.</b>	Celjska 5, 2380 Slovenj Gradec	11	Koroška	Simona Vujkovec Serafini	+386.2.8812630	+386.2.8812636	info@donum.si		Trade	10	1993	3				33,0%		1993	/

		DESCRIPTIVE PART																		
	Company name	Address	Statistical region		Contact person	Telefon	Fax	E-mail	www	Activity	N. employees	Year of establishment	N. business units	Turnover 2005	Turnover 2004	Turnover 2003	Share of the italian company	Name and address of the italian company represented in company's capital	Year of the first investment in Slovenia	Other foreign partners and their share
11	Ekamant d.o.o.	Orehovlje 2, 5291 Miren	7	Goriška	Aleksander Uršič	+386.5.3954244	+386.5.3954247			Production of emery paper	14	1992	1	€ 1.704.000	€ 1.590.000	€ 1.410.000	85,0%	Ekamant S.p.A. Italia	1992	/
12	Flenco d.o.o.	Rogozniška 14, 2250 Ptuj	10	Podravska	Alessandro Sartor	+386.2.7492730	+386.2.7492738	alessandro.sartor@flenco.com	www.flenco.com	Auxiliar systems for gas and steam turbines	85	1999	1	€ 3.100.000			100,0%	Flenco S.p.A. - Avigliana, Torino	1999	/

		DESCRIPTIVE PART																		
	Company name	Address	Statistical region		Contact person	Telefon	Fax	E-mail	www	Activity	N. employees	Year of establishment	N. business units	Turnover 2005	Turnover 2004	Turnover 2003	Share of the italian company	Name and address of the italian company represented in company's capital	Year of the first investment in Slovenia	Other foreign partners and their share
13	Fundacija Dr. Bruno Breschi	Novi trg 3, 1000 Ljubljana	1	Osrednjeslovenska	prof. dr. Kajetan Gantar	+386.1.5409060, +386.1.4706130	+386.1.4261250	sazu@sazu.si		Foundation by the Academy of scientists which publishes historical and literal books		2000		€ 42.000	€ 39.000	€ 640.000	90,0%		2000	SI - 10 %
14	GDI Ekspres špedicija	Cankarjeva 62, 5000 Nova Gorica	7	Goriška	Svitlana Gashytska	+386.5.3333489	+386.5.3333488			Road transport	3	2003							2003	/

DESCRIPTIVE PART																				
	Company name	Address	Statistical region		Contact person	Telefon	Fax	E-mail	www	Activity	N. employees	Year of establishment	N. business units	Turnover 2005	Turnover 2004	Turnover 2003	Share of the italian company	Name and address of the italian company represented in company's capital	Year of the first investment in Slovenia	Other foreign partners and their share
16	Gimplast d.o.o.	Borova ulica 10, 6240 Kozina	8	Obalno-kraška	Sandi Prosen	+386.5.892202	+386.5.832200	sandi.prosen@gimplast.com	www.ostangroup.it	Production of plastic components	30	2005	1	€ 1.500.000	€ 0	€ 0	100,0%	Osmap S.r.l., via Umbria 19, Mota di Livenzo	2005	/
15	Generali zavarovalnica d.d.	Kržičeva 3, 1000 Ljubljana	1	Osrednjeslovenska		+386.1.4577110	+386.1.4757103		www.generali.si	Insurance	330	1996	8	€ 31.400.000			100,0%	Generali holding	1996	/

DESCRIPTIVE PART																				
	Company name	Address	Statistical region		Contact person	Telefon	Fax	E-mail	www	Activity	N. employees	Year of establishment	N. business units	Turnover 2005	Turnover 2004	Turnover 2003	Share of the italian company	Name and address of the italian company represented in company's capital	Year of the first investment in Slovenia	Other foreign partners and their share
17	Hausbrandt caffe d.o.o.	Obrtna ulica 9, 6310 Izola	8	Obalno-kraška	Beniamino Ros	+386.5.6416130	+386.5.6416131			Coffee trade	1	1993		€ 1.710.000	€ 1.651.000	€ 1.496.000	100,0%	HTS 1992 S.p.A., V. Foscarini 52, Nervesa della Battaglia (TV)		/
18	IDEA-LES d.o.o.	Tržaška 223, 1000 Ljubljana	1	Osrednjeslovenska	Tadej Koleša	+386.1.7874040				Planning, Production	1	1999	1	€ 51.900	€ 39.000	€ 29.000	50,0%	Gianettonni Umberto	1999	/
19	Il papavero d.o.o.	Ljubljanska cesta 19, 1360 Vrhnika	4	Notranjsko - kraška	Tatjana Poženeš	+386.1.7552856	+386.1.7552856	il.papavero@siol.net	www.testenine-papavero.si	Production and sale of fresh pasta	6	1994	3	€ 342.000	€ 267.000	€ 210.000	66,6%		1994	/

		DESCRIPTIVE PART																		
	Company name	Address	Statistical region		Contact person	Telefon	Fax	E-mail	www	Activity	N. employees	Year of establishment	N. business units	Turnover 2005	Turnover 2004	Turnover 2003	Share of the italian company	Name and address of the italian company represented in company's capital	Year of the first investment in Slovenia	Other foreign partners and their share
20	Ilmest d.o.o.	Industrijska ulica 5, 5000 Nova Gorica	7	Goriška	Dario Peric	+386.5.3309400	+386.5.3309410	info@ilmest.si		Production of furniture	161	1992		€ 16.000.000	€ 15.000.000		99,0%	Ilcam S.p.A., Via Volta 9, 34070 Cormons, Gorizia	1992	/
21	INOX Center d.o.o.	Partizanska 55, 5000 Nova Gorica	7	Goriška		+386.5.3357000	+386.5.3026775	miran.strukelj@inoxcenter.si	www.inoxcenter.si	Trade	16	1995	3	€ 6.000.000	€ 5.800.000	€ 5.250.000	45,0%	Metalcom S.p.A., Via S. Paolo della Croce 9/11, 20060 Liscate	1995	/

		DESCRIPTIVE PART																		
	Company name	Address	Statistical region		Contact person	Telefon	Fax	E-mail	www	Activity	N. employees	Year of establishment	N. business units	Turnover 2005	Turnover 2004	Turnover 2003	Share of the italian company	Name and address of the italian company represented in company's capital	Year of the first investment in Slovenia	Other foreign partners and their share
22	Intersocks d.o.o. tovarna nogavic	Reška cesta 14, 1330 Kočevje	3	Jugo-vzhodna Slovenija	Nina Kralj	+386.1.8939810	+386.1.8950770	nina.kralj@intersocks.com	www.intersocks.com	Production of socks	35	1992	1	€ 13.856.000	€ 3.820.000	€ 2.764.000	100,0%	Intersocks S.p.A. - Loc. Paludi - Zona industriale, 32010 Pieve d'Alpago, Belluno	1992	/
23	IR Electronic d.o.o.	Ziherlova 2, 1000 Ljubljana	1	Osrednjeslovenska		+386.1.4201380	+386.1.2835605	arazmovski@arrowslovenia.com	www.irelectronic.si	Trade	14	1996	1	€ 7.000.000	€ 7.000.000	€ 6.000.000	100,0%	Silverstar S.r.l., Viale Fulvio testi 180, Milano	1999	/

		DESCRIPTIVE PART																		
	Company name	Address	Statistical region		Contact person	Telefon	Fax	E-mail	www	Activity	N. employees	Year of establishment	N. business units	Turnover 2005	Turnover 2004	Turnover 2003	Share of the italian company	Name and address of the italian company represented in company's capital	Year of the first investment in Slovenia	Other foreign partners and their share
25	Julon d.d.	Letališka cesta 15, 1001 Ljubljana	1	Osrednjeslovenska	Edi Kraus	+386.1.584200		edi.kraus@julon.gruppobonazzi.com	www.julon.gruppobonazzi.com	Chemical-textile sector	490	1995	4	€ 120.000.000	€ 110.000.000	€ 100.000.000	98,0%	Aquafil S.p.A.	1995	/
24	Istrabenz plini d.o.o.	Sermin 8a, 6000 Koper - Capodistria	8	Obalno-kraška	Mojca Markovič	+386.5.6634600	+386.5.6634699	info@istrabenzplini.si	www.istrabenzplini.si	Gas and technologies for gas	132	1991	2				49,0%	Siad S.r.l. Bergamo	1991	/

DESCRIPTIVE PART																				
	Company name	Address	Statistical region		Contact person	Telefon	Fax	E-mail	www	Activity	N. employees	Year of establishment	N. business units	Turnover 2005	Turnover 2004	Turnover 2003	Share of the italian company	Name and address of the italian company represented in company's capital	Year of the first investment in Slovenia	Other foreign partners and their share
26	Kamex 95 d.o.o.	Slap 6, 5271 Vipava	7	Goriška	Marko Ferjančič	+386.5.3685329	+386.5.3685329	agroz@volja.net		Production, Agent, Trade	1	1995	1	€ 194.175	€ 136.196	€ 125.100	50,0%	CEA Abrasivi S.n.c. di Colonnello Emilio & c., 33097 Spilimbergo (PN)	1995	/
27	Konitex d.o.o.	Mestni trg 18, 3210 Slovenske Konjice	5	Savinjska		+386.3.5756066	+386.3.5756067			Production of cellulose material for soles and leather regenerate manufacturing	43	1996	1	€ 4.400.000	€ 4.058.000	€ 3.437.000	100,0%	PIDIGI S.p.A., Via della meccanica 29, 37139 Verona	1996	/
28	Leamar leasing, marketing, finance	Gregorčičeva ulica 25, 5000 Nova Gorica	7	Goriška	Miklus Franco	+39.348.2680291				Wholesale	0	2002		€ 35.854	€ 43.854	€ 3.750	66,7%	Miklus Franco, Via Tereza Amata 165, 34170 Gorizia	2002	/

DESCRIPTIVE PART																				
	Company name	Address	Statistical region		Contact person	Telefon	Fax	E-mail	www	Activity	N. employees	Year of establishment	N. business units	Turnover 2005	Turnover 2004	Turnover 2003	Share of the italian company	Name and address of the italian company represented in company's capital	Year of the first investment in Slovenia	Other foreign partners and their share
31	<b>Lonzar &amp; co. d.o.o.</b>	Ankaranska 7, 6000 Koper - Capodistria	8	Obalno-kraška	Sara Doljak	+386.5.6300126	+386.5.6397652	lonzarcodoo@siol.net		Naval supplies	2	2004	1	€ 228.804	€ 42.996		100,0%		2004	/
30	<b>Limoni d.o.o.</b>	Partizanska cesta 79, 6210 Sežana	4	Notranjsko - kraška	Milij Savčić	+386.5.7301760	+386.5.7301761	nsavic@limoni.it		Sale of products for personal care and perfumes	35	2002	6	€ 3.379.448	€ 3.277.375	€ 2.641.000	100,0%	Limoni S.p.A., Via Romegnoli 16, Bentivoglio	2002	/
29	<b>Leathertex d.o.o.</b>	Brdo 25, 5230 Bovec	7	Goriška		+386.1.4225656	+386.1.4224055	atida@atida.si		Tanning sector (selling)				€ 492.659	€ 615.939	€ 659.279	100,0%	Physical persons	1996	/

DESCRIPTIVE PART																				
	Company name	Address	Statistical region		Contact person	Telefon	Fax	E-mail	www	Activity	N. employees	Year of establishment	N. business units	Turnover 2005	Turnover 2004	Turnover 2003	Share of the italian company	Name and address of the italian company represented in company's capital	Year of the first investment in Slovenia	Other foreign partners and their share
32	Mago d.o.o.	Skladišna ulica 3, 6210 Sežana	4	Notranjsko - kraška		+386.5.7301460	+386.5.7344382	mago.kprunk@siol.net		Wholesale and retailing of thermosanitary material	17	1994	2	€ 4.581.663	€ 3.739.577	€ 3.130.334	36,0%		1992	/
33	Marinvest d.o.o.	Tomažičeva 4/a, 6311 Izola - Isola	8	Obalno-kraška		+386.5.6625415	+386.5.6625416	pisarna@marinaizola.com	www.marinaizola.com	Real estate - tourism	1	1990	1	€ 4.427.000	€ 2.845.000	€ 537.000	100,0%	Altan prefabricati S.p.A., tramite la controllata Universe service d.o.o.	1990	SI - 0,00014 %
34	Medsea Shipping Agency d.o.o.	Ankaranska 7, 6000 Koper - Capodistria	8	Obalno-kraška		+386.5.6632036	+386.5.6632047	bmmeri@atnet.si		Maritime agency	3	1999	1	€ 500.000	€ 600.000	€ 300.000	66,6%	Finsea S.p.A. Genova, Tositti & c. S.r.l.	1999	/

		DESCRIPTIVE PART																			
		Company name	Address	Statistical region		Contact person	Telefon	Fax	E-mail	www	Activity	N. employees	Year of establishment	N. business units	Turnover 2005	Turnover 2004	Turnover 2003	Share of the italian company	Name and address of the italian company represented in company's capital	Year of the first investment in Slovenia	Other foreign partners and their share
35		<b>META - GROUP d.o.o.</b>	Teslova ulica 30, 1000 Ljubljana	1	Osrednjeslovenska	Ing. Andrea Di Anselmo	+386.1.4776647	+386.1.4261879	a.dianselmo@meta-group.com	www.meta-group.com	Consultancy services and companys' incubator	0	2005		€ 20.000	€ 0	€ 0	100,0%	Meta - Group S.r.l.	2005	
36		<b>Nova kozmetika d.o.o.</b>	Glinškova ploščad 5, 1000 Ljubljana	1	Osrednjeslovenska	Jordan Zerjal, Miro Dejanovič	+385.1.3649950	+385.1.3649953	nova.oprema@inet.hr	www.nova-oprema.hr	Trade of professional products for hairdressers and esteticians	2	2004	1				50,0%		2004	SI - 50 %

		DESCRIPTIVE PART																		
	Company name	Address	Statistical region		Contact person	Telefon	Fax	E-mail	www	Activity	N. employees	Year of establishment	N. business units	Turnover 2005	Turnover 2004	Turnover 2003	Share of the italian company	Name and address of the italian company represented in company's capital	Year of the first investment in Slovenia	Other foreign partners and their share
37	<b>Pacorini Ltd d.o.o.</b>	Vojkovo nabrežje 38, 6000 Koper - Capodistria	8	Obalno-kraška	Silva Vidic	+386.5.6104000	+386.5.6271904	pacorini@pacorini.si		Shipment, transport, storing	26	1989		€ 10.117.000	€ 8.662.000	€ 5.207.000	95,0%	B. Pacorini S.p.A., Via Caboto 19/2, Trieste	1989	/
38	<b>Pasut in partners d.o.o.</b>	Dravska ulica 10, 1000 Ljubljana	1	Osrednjeslovenska	Av. Alejandro Barril	+386.1.5809827	+386.5.5809809	pasut.slovenia@pasut.com	www.pasut.com	Consultancy	1	2004	2				20,0%		2004	SI - 80 %

DESCRIPTIVE PART																				
	Company name	Address	Statistical region		Contact person	Telefon	Fax	E-mail	www	Activity	N. employees	Year of establishment	N. business units	Turnover 2005	Turnover 2004	Turnover 2003	Share of the italian company	Name and address of the italian company represented in company's capital	Year of the first investment in Slovenia	Other foreign partners and their share
39	Porting d.o.o.	Tomazičeva 4/a, 6311 Izola - Isola	8	Obalno-kraška	Enrico Galassi	+386.5.6625400	+386.5.6625406	pisarna@marinaizola.com	www.marinaizola.com	Nautical tourism	26	1990		€ 2.000.000	€ 2.000.000	€ 1.950.000	100,0%	Altan prefabricati S.p.A., tramite la controllata Universe service d.o.o.	1990	/
40	Prifin, finančna družba d.o.o.	Slovenska cesta 27, 1000 Ljubljana	1	Osrednjeslovenska	Tomaž Rogelj	+386.1.4215556	+386.1.421.5566	rogelj@prifin.si		Finance agent	1	2005		€ 4.000.000	€ 0	€ 0	100,0%	Adria Consulting, Trieste	2005	/
41	Safer d.o.o.	25. Junija 1A, 5000 Nova Gorica	7	Goriška	Ferletič Igor	+386.41.705393	+386.5.3926671	hera@siol.net		Production of tools, chains, joints	3	1998	1	€ 52.222	€ 47.760	€ 52.520	100,0%	SIMM di Maria Radaelli Fumagalli & co. S.a.s., Via colombo 6, 23847 Valgraghentino (LC)	1998	/

DESCRIPTIVE PART																				
	Company name	Address	Statistical region		Contact person	Telefon	Fax	E-mail	www	Activity	N. employees	Year of establishment	N. business units	Turnover 2005	Turnover 2004	Turnover 2003	Share of the italian company	Name and address of the italian company represented in company's capital	Year of the first investment in Slovenia	Other foreign partners and their share
42	Sloveneta d.o.o.	1. Tankovske brigade 9, 6210 Sežana	4	Notranjsko - kraška		+386.5.734460	+386.5.7344602	info@sloveneta.si		Consultancy	4	1989					30,0%	Eurechna, Mestre - Venezia	1989	/
43	Slowtrust d.o.o.	Rimska 76, 1000 Ljubljana	1	Osrednjeslovenska	Joško Štrukelj	+386.41.680787	+386.1.4268183	klas30@siol.net		Investment and trade	1	1994	2	€ 100.000	€ 100.000	€ 100.000	50,0%	Slowtrus	1995	/
44	SREU d.o.o.	Vipavska cesta 13, 5000 Rožna Dolina	7	Goriška	Matija Klinton	+386.31.345490	+386.5.3937557	info@sreu.si	www.sreu.si	Research and development (industrial technology)	1	2004	1	€ 50.475	€ 8.104	€ 0	55,0%	Sipro S.r.l., Action S.r.l.	2004	/

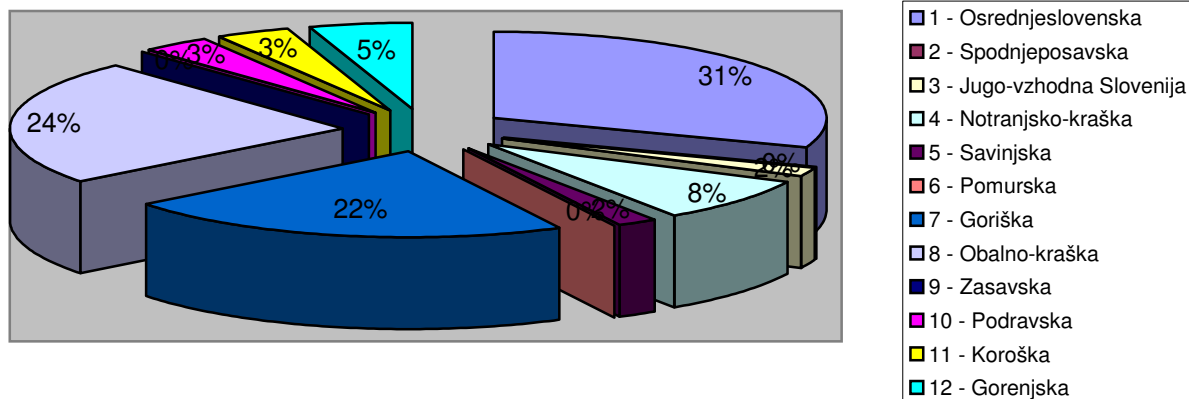
DESCRIPTIVE PART																				
	Company name	Address	Statistical region		Contact person	Telefon	Fax	E-mail	www	Activity	N. employees	Year of establishment	N. business units	Turnover 2005	Turnover 2004	Turnover 2003	Share of the italian company	Name and address of the italian company represented in company's capital	Year of the first investment in Slovenia	Other foreign partners and their share
45	Stock Trade d.o.o.	Železna cesta 16, 1000 Ljubljana	1	Osrednjeslovenska	Ivan grm	+386.1.2344680	+386.1.2344690	ivan.grm@stock.si	www.stock.si	Distribution of spirits	5	2000	0	€ 2.324.000	€ 2.080.000	€ 2.017.000	100,0%	Stock S.p.A., Via Caboto 27, 34147 Trieste	2000	/
46	Tradeways d.o.o.	Vojkovo nabrežje 30, 6000 Koper - Capodistria	8	Obalno-kraška	Radovan Voda	+386.5.6142000	+386.5.6142020	gen-mgt@tradeways.si	www.tradeways.si	Maritime services	30	1994	4				65,0%	Pegasus Maritime S.r.l., via dell'elettricità 9, 34175 Venezia	1994	/
47	Unicaf d.o.o.	Orleška cesta 14, 6210 Sežana	4	Notranjsko - kraška	Aljoša Milič	+386.5.7311070	+386.5.7311071	info@unicaf.si	www.unicaf.si	Trade - coffee	11	1991		€ 4.072.138	€ 2.879.529	€ 2.204.700	100,0%	Julius Meinl Italia S.p.A., Via Macello 30/A, Bolzano	1991	/

DESCRIPTIVE PART																				
	Company name	Address	Statistical region		Contact person	Telefon	Fax	E-mail	www	Activity	N. employees	Year of establishment	N. business units	Turnover 2005	Turnover 2004	Turnover 2003	Share of the italian company	Name and address of the italian company represented in company's capital	Year of the first investment in Slovenia	Other foreign partners and their share
48	Unity d.o.o.	M. Majcna 22, 1000 Ljubljana	1	Osrednjeslovenska	Fabiano Trovò	+386.1.5463158	+386.1.5463159	unity@siol.net		Wholesale	1	1999		€ 400.000	€ 380.000	€ 350.000	100,0%		1999	/
49	Universe Service	Tomažičeva 4/a	8	Obalno-kraška	Enrico Galassi	+386.5.6625400	+386.5.6625406			Finance		1994					100,0%	Altan Prefabircati S.p.A.		/
50	Uretek, rezalni sistemi d.o.o.	Sokolska ulica 5, 1295 Ivančna Gorica	1	Osrednjeslovenska	Andrej Majes	+386.40.237569			www.uretek.si	Construction sector	1	2002	0	€ 270.000	€ 200.000	€ 326.000	100,0%	Uretek S.r.l.	2002	/

## OPISNI DEL - DESCRIPTIVE PART

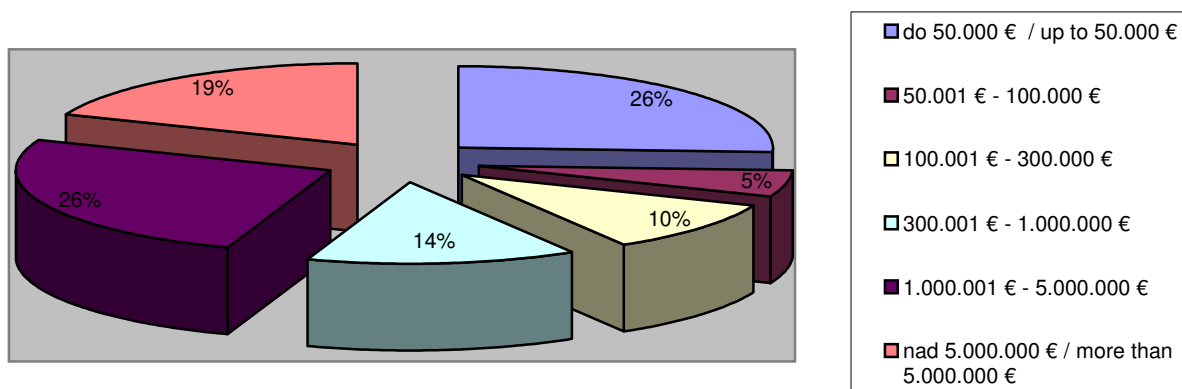
**Delež slovenskih podjetij z italijanskim kapitalom po statističnih regijah.**

*Percentage of slovene companies with italian capital by statistical regions.*

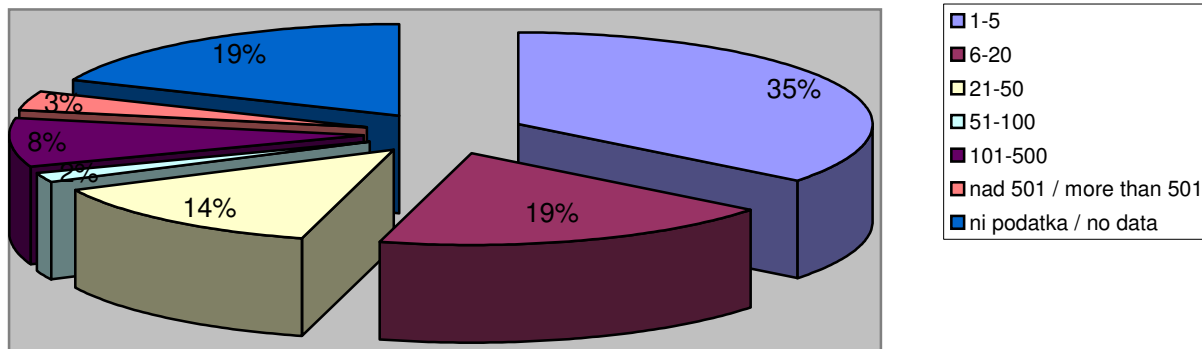


**Delež slovenskih podjetij z italijanskim kapitalom po ustvarjenem letnem prometu 2005.**

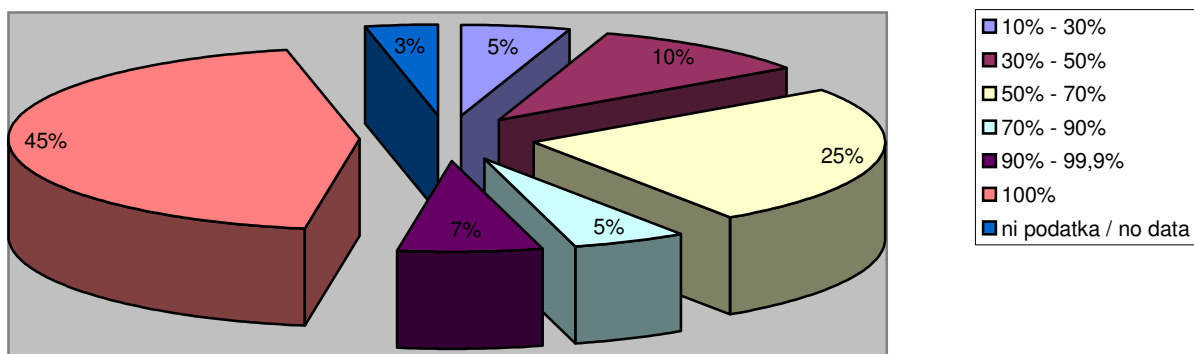
*Percentage of slovene companies with italian capital by annual turnover 2005.*



**Delež slovenskih podjetij z italijanskim kapitalom po številu zaposlenih.**  
**Percentage of slovene companies with italian capital by number of employees.**

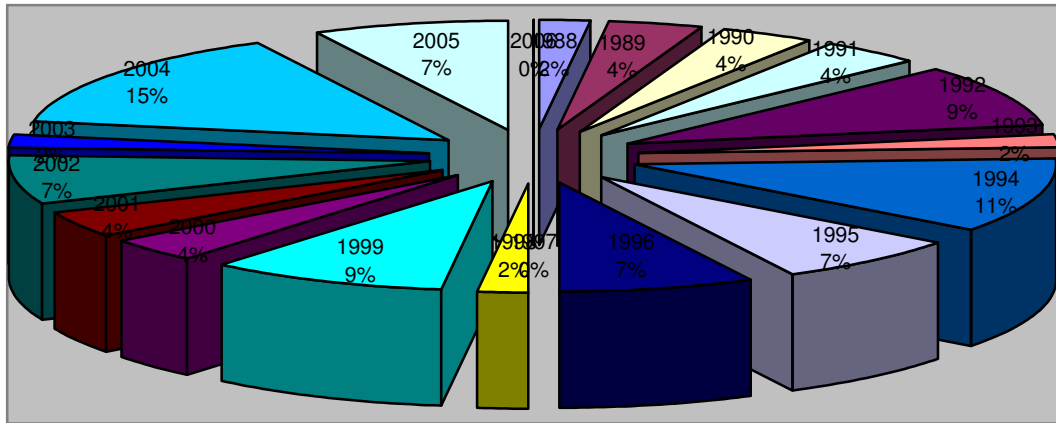


**Delež slovenskih podjetij z italijanskim kapitalom po % italijanskega kapitala v podjetju.**  
**Percentage of slovene companies with italian capital by the italian share in the company.**



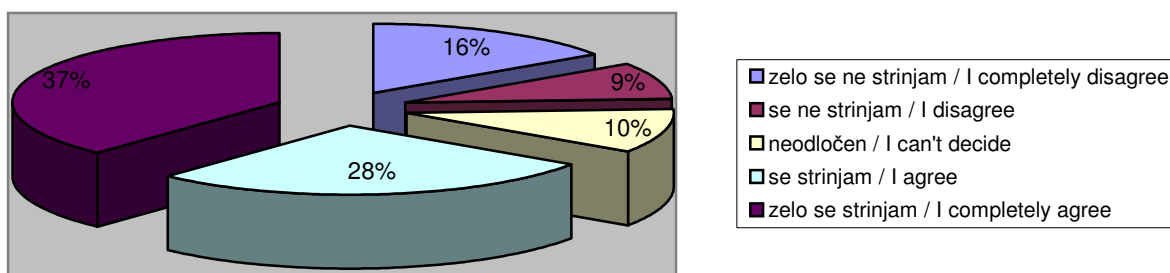
**Delež slovenskih podjetij z italijanskim kapitalom po letih začetne investicije.**

*Percentage of slovene companies with italian capital by the year of the first investment in Slovenia.*

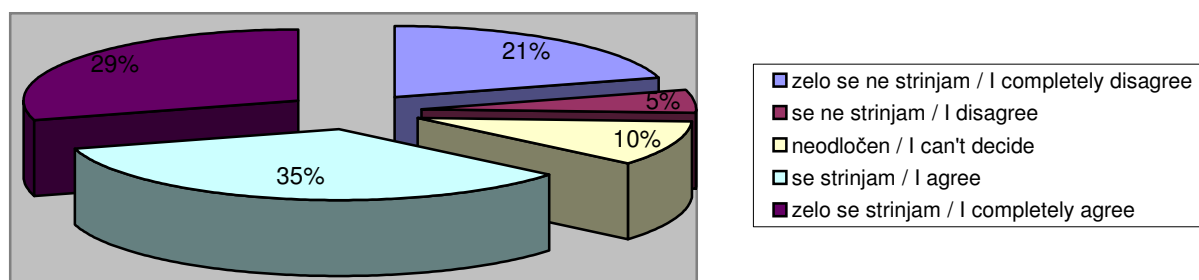


## VSTOP NA TRG - ACCESS TO THE MARKET

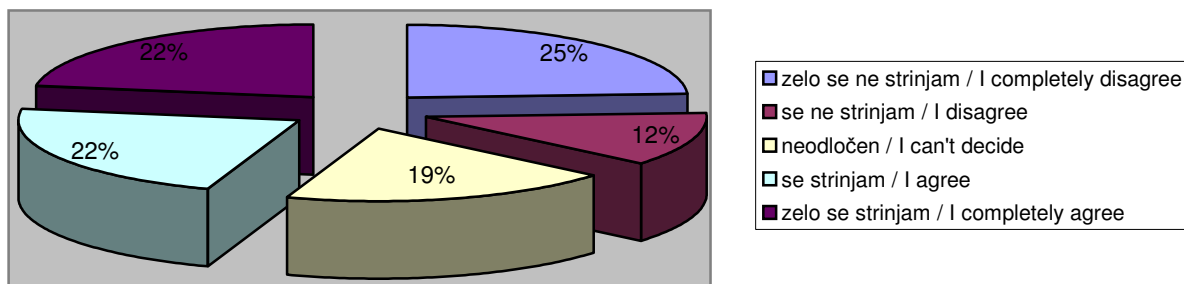
**1. Za neposredno/e naložbo/e v Sloveniji smo se odločili zato, da bi povečali prodajo naših izdelkov/storitev.**  
***We decided to invest in Slovenia in order to increase the sale of our products/services.***



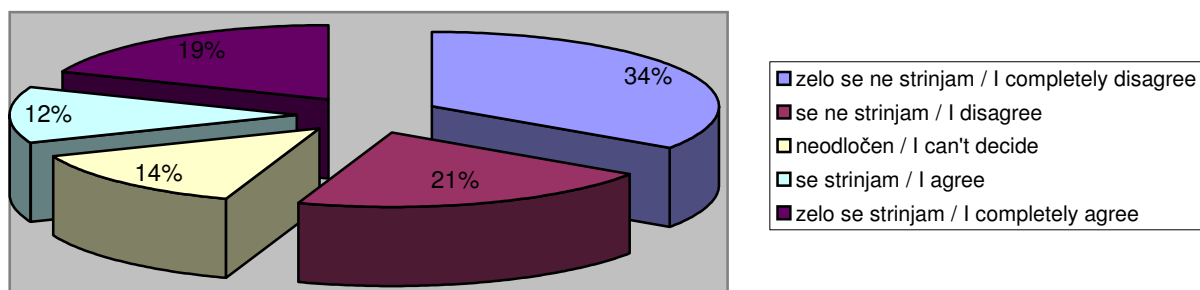
**2. Za neposredno/e naložbo/e v Sloveniji smo se odločili zato, da bi pridobili nove kupce v Sloveniji.**  
***We decided to invest in Slovenia in order to acquire new customers in Slovenia.***



**3. Za neposredno/e naložbo/e v Sloveniji smo se odločili zato, da bi lažje pridobili nove kupce v državah bivše Jugoslavije.**  
***We decided to invest in Slovenia in order to facilitate the acquisition of new customers in states of ex Yugoslavia.***

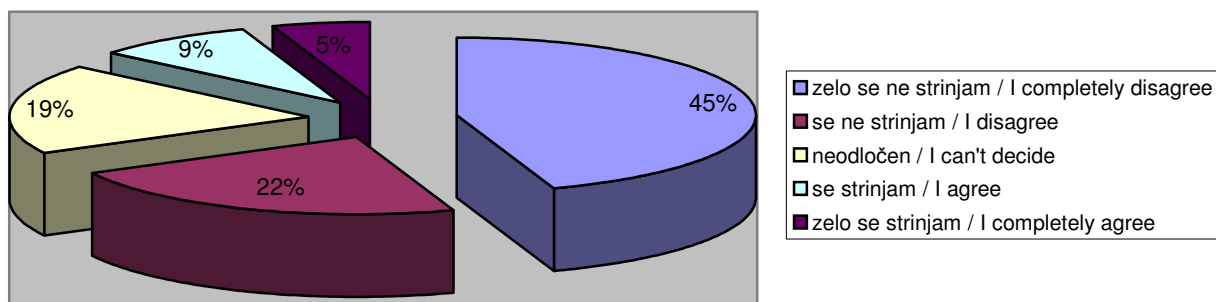


**4. Za neposredno/e naložbo/e v Sloveniji smo se odločili zato, da bi lažje spremljali že obstoječe kupce.**  
***We decided to invest in Slovenia in order to give better assistance to our present customers.***



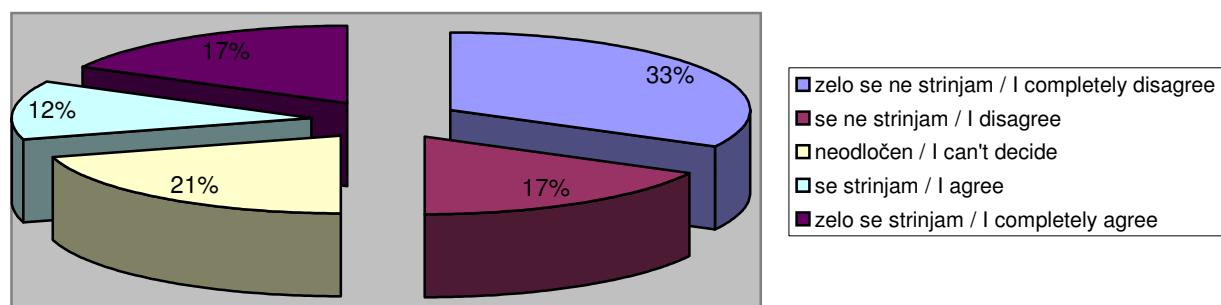
**5. Za neposredno/e naložbo/e v Sloveniji smo se odločili zato, da bi zmanjšali transportne stroške.**

***We decided to invest in Slovenia in order to reduce our transportation costs.***



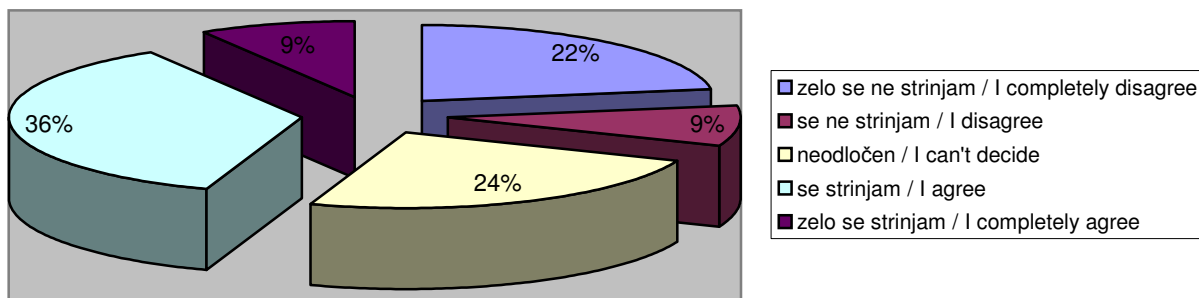
**6. Za neposredno/e naložbo/e v Sloveniji smo se odločili zato, da bi zmanjšali proizvodne stroške.**

***We decided to invest in Slovenia in order to reduce our production costs.***



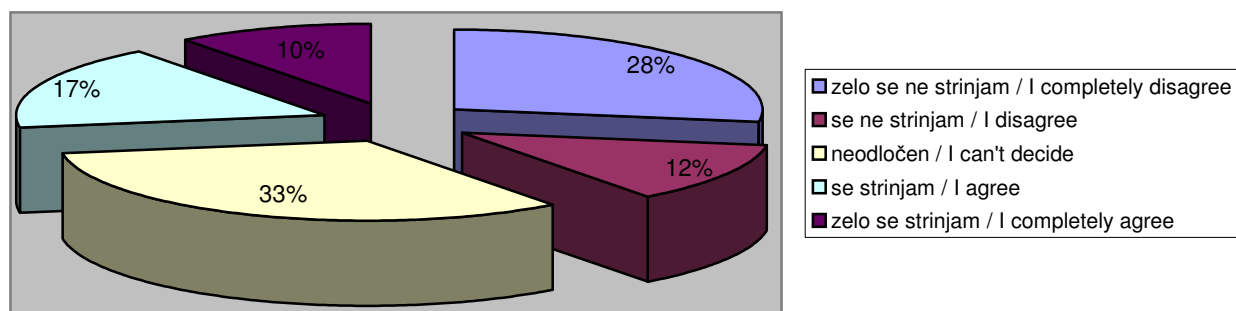
**7. Za neposredno/e naložbo/e v Sloveniji smo se odločili zato, da bi vzpostavili in prilagodili naše proizvode/storitve potrebam klientov/kupcev v Sloveniji.**

*We decided to invest in Slovenia in order to develop and adjust our products/services to the needs of our slovene customers/buyers.*



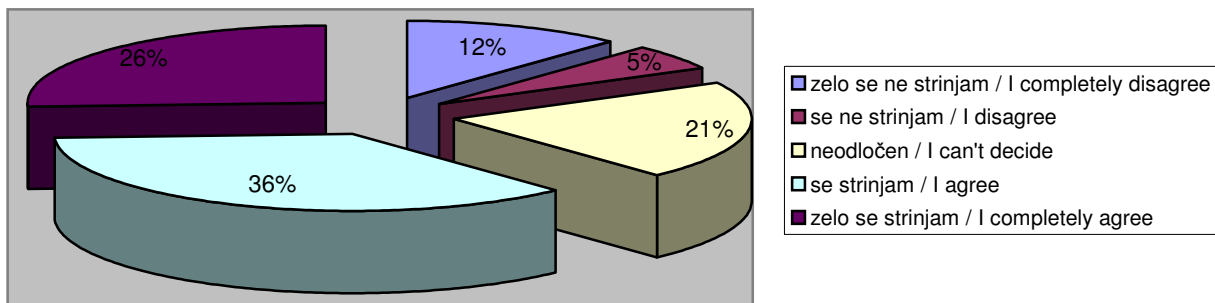
**8. Za neposredno/e naložbo/e v Sloveniji smo se odločili zato, da bi izkoristili našo konkurenčno prednost, ki temelji na nizki ceni.**

*We decided to invest in Slovenia in order to benefit from our competitive advantage based on low prices.*



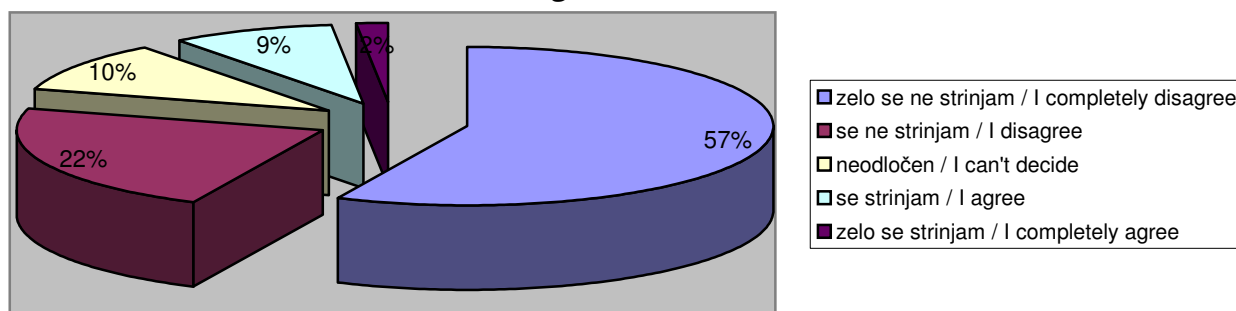
**9. Za neposredno/e naložbo/e v Sloveniji smo se odločili zato, da bi izkoristili našo konkurenčno prednost, ki temelji na visoki kakovosti naših proizvodov/storitev.**

*We decided to invest in Slovenia in order to benefit from our competitive advantage based on the high quality of our products/services.*



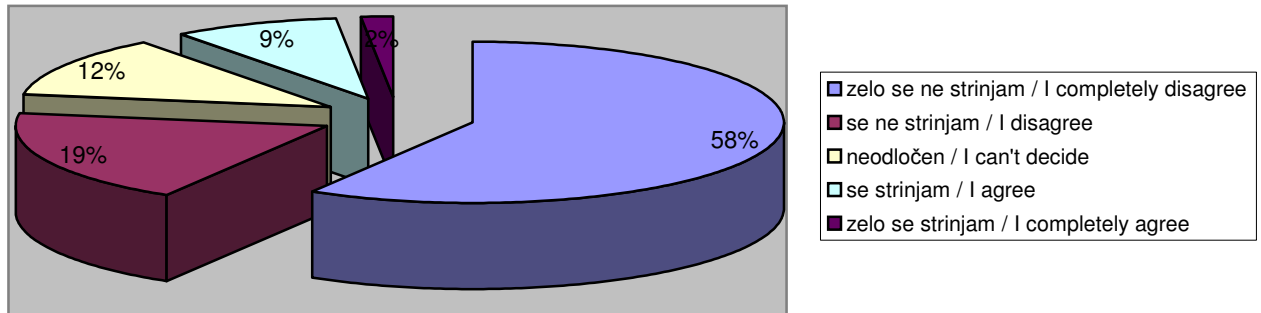
**10. Za neposredno/e naložbo/e v Sloveniji smo se odločili zato, da bi izkoristili državno pomoč za naložbe v tujini s strani Italije.**

*We decided to invest in Slovenia in order to benefit from the incentives for investments abroad offered by the italian government.*



**11. Za neposredno/e naložbo/e v Sloveniji smo se odločili zato, da bi izkoristili državno pomoč Slovenije za tuje neposredne naložbe.**

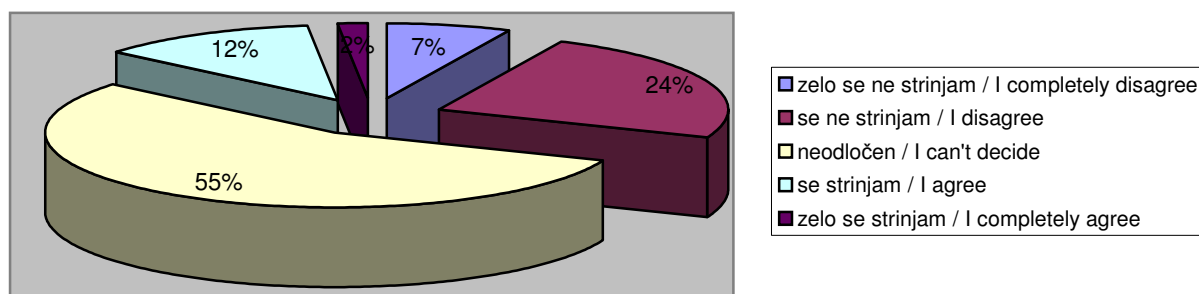
***We decided to invest in Slovenia in order to benefit from the incentives for foreign direct investments offered by the slovene aovernment .***



**RAZPOLOŽLJIVI VIRI - ACCESS TO THE AVAILABLE RESOURCES**

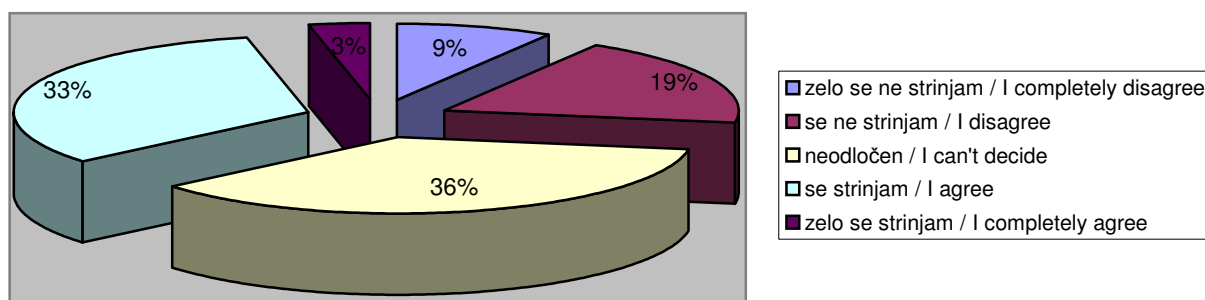
**12. V Sloveniji je dober dostop do visokih tehnologij, raziskav in razvoja, patentov/know-how-a.**

*There is a good access to high technologies, research and development, patents/know-how in Slovenia.*

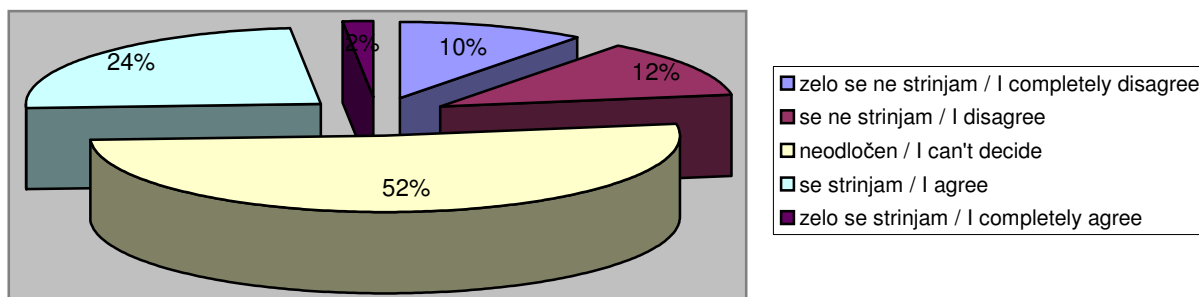


**13. V Sloveniji je dober dostop do usposobljene tehnične/vodstvene delovne sile v naši dejavnosti.**

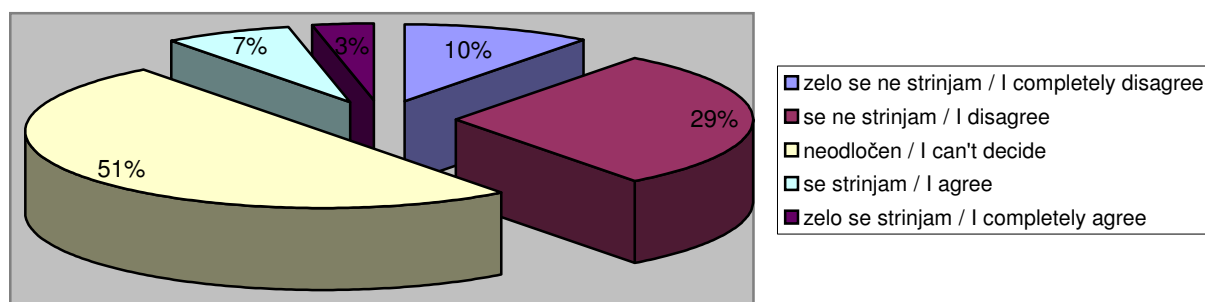
*There is a good access to well skilled technical/managerial personnel in our sector in Slovenia.*



**14. V Sloveniji je dober dostop do izobraževanja in strokovnega izpopolnjevanja zaposlenih.**  
*There is a good access to education and professional training for the employees in Slovenia.*

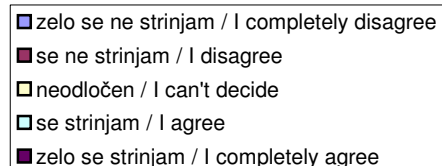
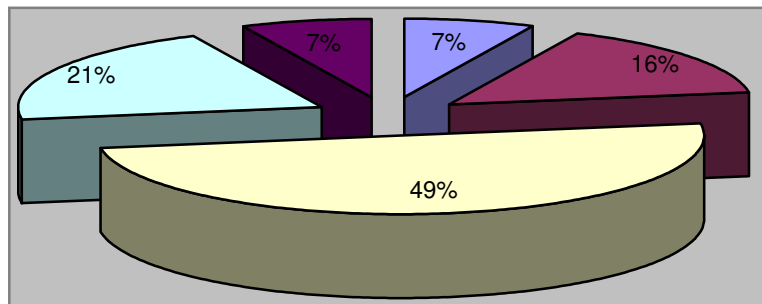


**15. V Sloveniji je dober dostop do surovin, polproizvodov in dobaviteljev.**  
*There is a good access to raw material, semi-finished goods and suppliers in Slovenia.*

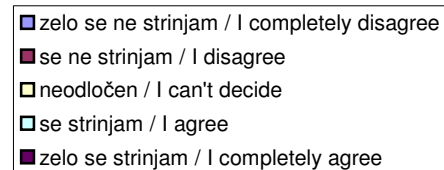
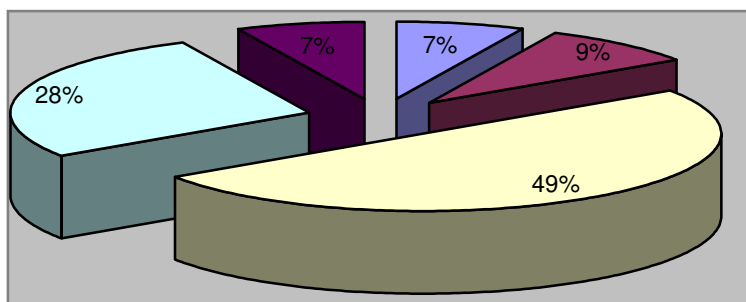


**16. V Sloveniji je dober dostop do ustrezne infrastrukture  
(industrijske cone za proizvodne objekte, telekomunikacije, itd.)**

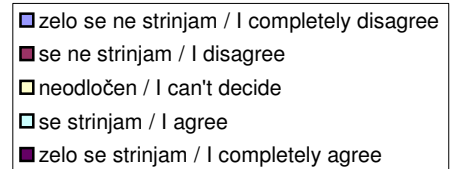
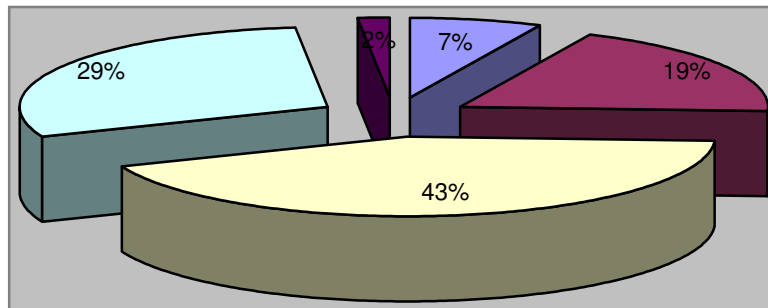
***There is a good access to suitable infrastructure in Slovenia  
(industrial zones for productive plants, telecommunications, etc.).***



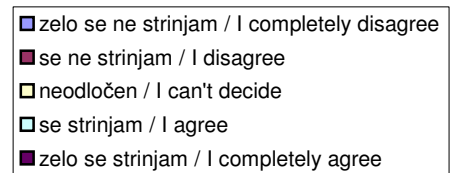
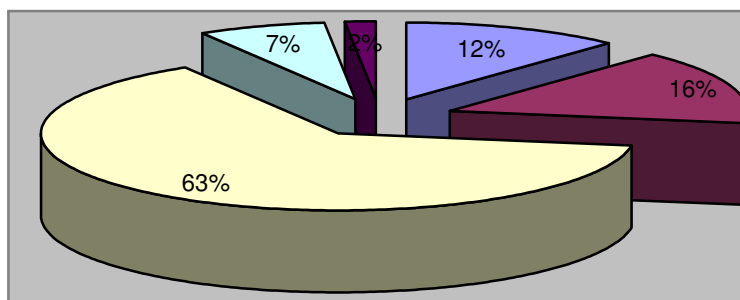
**17. V Sloveniji je dober dostop do prometnih povezav (cestni,  
železniški in letalski prevoz).**  
***There is a good access to traffic infrastructures in Slovenia (road,  
rail and air transport).***



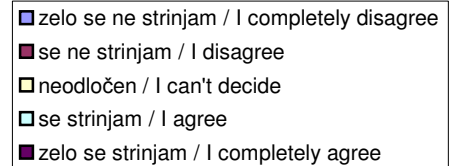
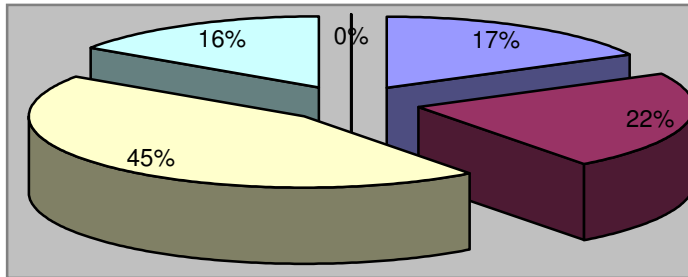
**18. V Sloveniji je dober dostop do učinkovitega bančnega sistema.  
There is a good access to an effective bank system in Slovenia.**



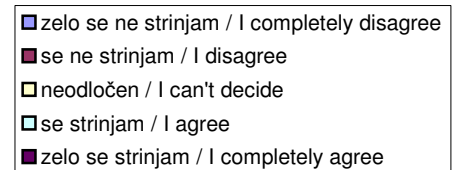
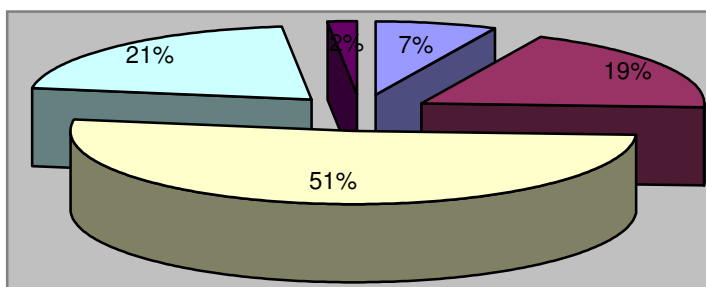
**19. V Sloveniji je dober dostop do učinkovitega sistema  
zavarovanja izvoznih terjatev (SID).  
There is a good access to an effective system of credit insurance  
for exports in Slovenia (SID).**



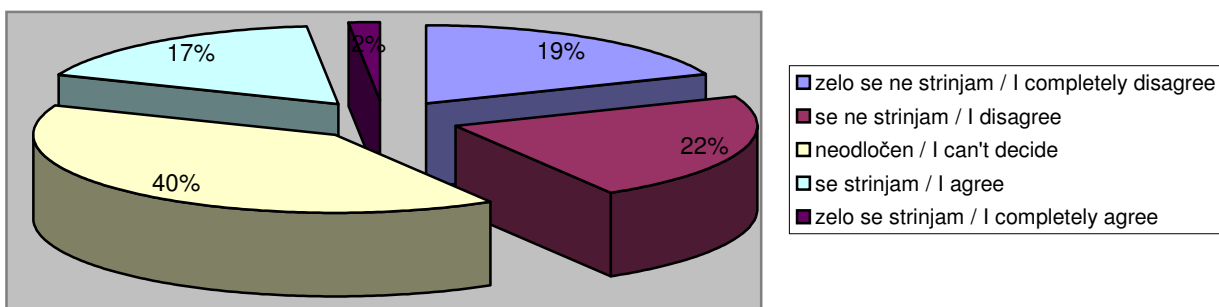
**20. V Sloveniji je dober dostop do pravosodnega sistema, ki je stabilen, jasen in učinkovit.**  
***There is a good access to a stable, transparent and effective legal system in Slovenia.***



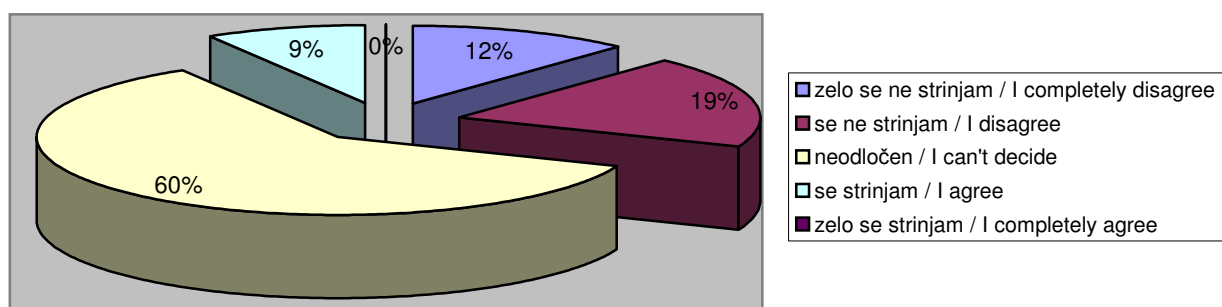
**21. V Sloveniji je dober dostop medijev (časopisje, TV, radio).**  
***There is a good access to the media in Slovenia (press, TV, radio).***



**22. V Sloveniji je dober dostop do revij specializiranih v naši dejavnosti.**  
***There is a good access to magazines specialized in our sector in Slovenia.***

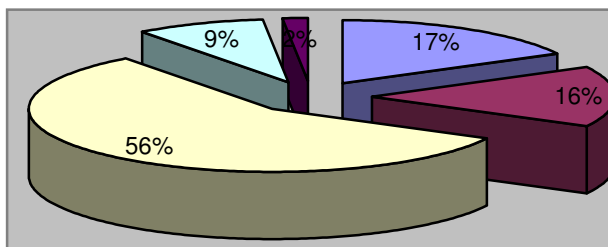


**23. V Sloveniji je dober dostop do javnih razpisov.**  
***There is a good access to public tenders in Slovenia.***



**24. V Sloveniji je dober dostop do JAPTI-ja (Javna Agencija RS za podjetništvo in tuje investicije)**

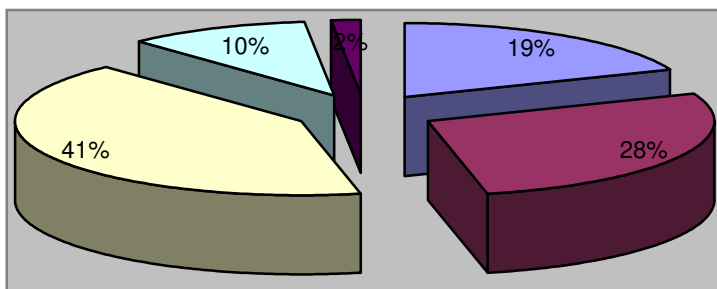
***There is a good access to JAPTI in Slovenia (Public Agency of the Republic of Slovenia for Entrepreneurship and Foreign Investments).***



- zelo se ne strinjam / I completely disagree
- se ne strinjam / I disagree
- neodločen / I can't decide
- se strinjam / I agree
- zelo se strinjam / I completely agree

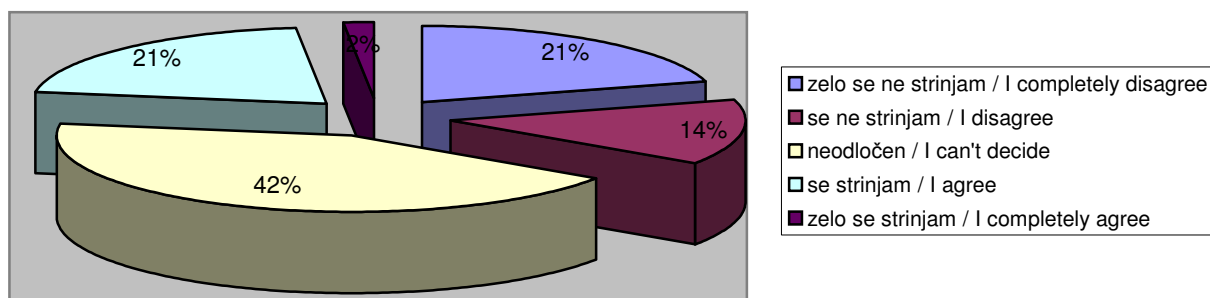
**25. V Sloveniji je dober dostop do ministrstev, v primeru reševanja morebitnih problemov.**

***When eventual disputes occur there is a good access to Ministries in Slovenia.***



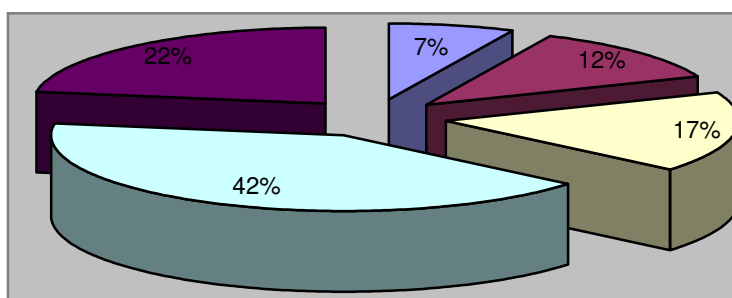
- zelo se ne strinjam / I completely disagree
- se ne strinjam / I disagree
- neodločen / I can't decide
- se strinjam / I agree
- zelo se strinjam / I completely agree

**26. V Sloveniji je dober dostop do lokalnih oblasti, v primeru reševanja morebitnih problemov.**  
***When eventual disputes occur there is a good access to local authorities in Slovenia.***




## STANJE NALOŽBE - STATUS OF OUR INVESTMENT

**29. Z naložbo smo izpolnili cilj, ki smo si ga zastavili ob kapitalskem vstopu v Slovenijo.**  
***With the investment we did achieve the goal set at our entrance on the capital market in Slovenia.***



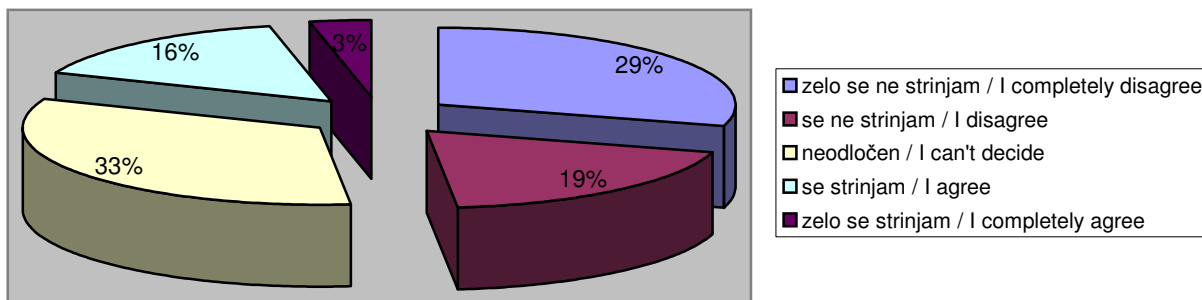
- zelo se ne strinjam / I completely disagree
- se ne strinjam / I disagree
- neodločen / I can't decide
- se strinjam / I agree
- zelo se strinjam / I completely agree

**30. Naložbo v Sloveniji nameravamo povečati.**  
***We are planning to increase the value of our investment in Slovenia.***



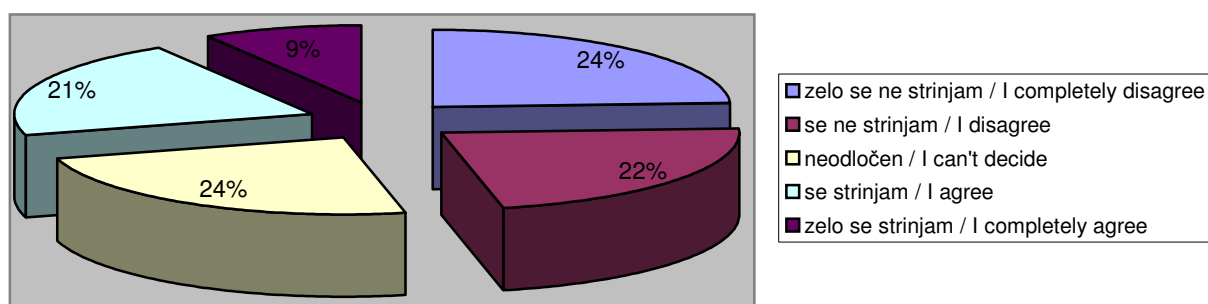
- zelo se ne strinjam / I completely disagree
- se ne strinjam / I disagree
- neodločen / I can't decide
- se strinjam / I agree
- zelo se strinjam / I completely agree

**31. V Sloveniji načrtujemo nove naložbe v drugih dejavnostih. We are planning new investments in other sectors in Slovenia.**

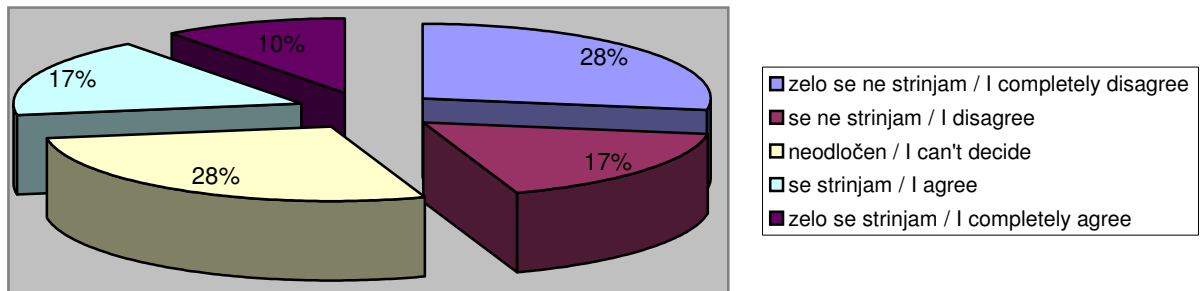


**32. Naložba v Sloveniji nam je omogočila hitrejši prodor na druge trge bivše Jugoslavije. The investment in Slovenia made possible a quicker access to the other ex Yugoslavia markets.**

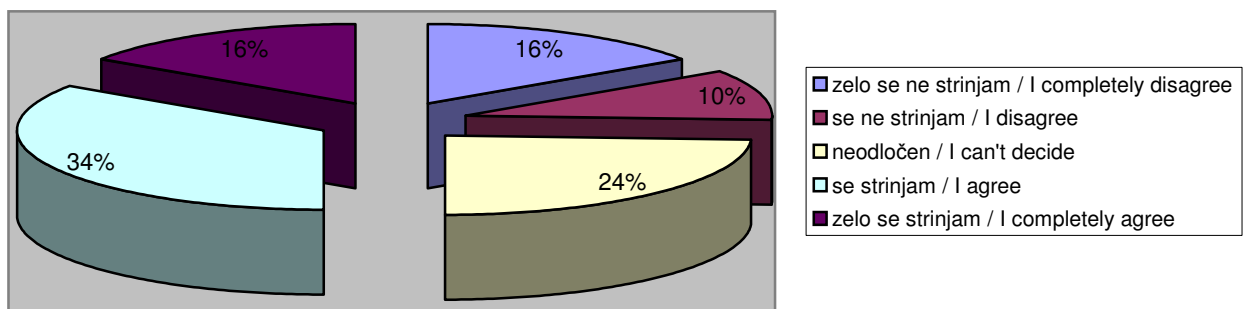
*The investment in Slovenia made possible a quicker access to the other ex Yugoslavia markets.*



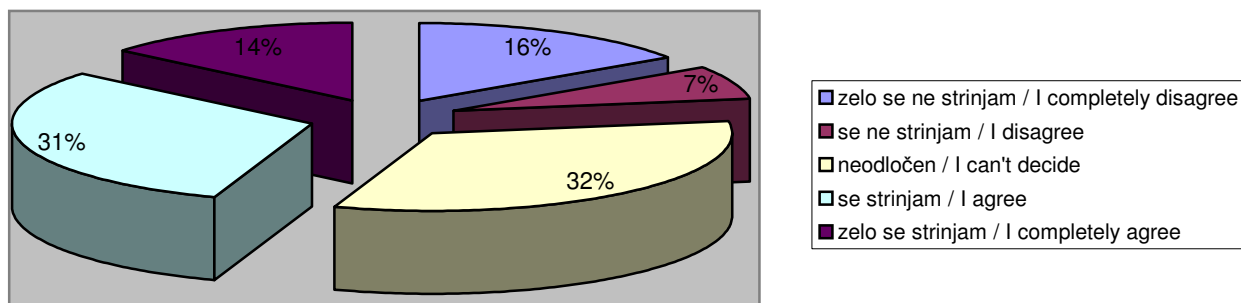
**33. Naša dejavnost je usmerjena v proizvodnjo/storitve, ki zahtevajo uporabo visoke tehnologije.**  
***Our activity is oriented in production / services that require the use of high technologies.***



**34. Naša dejavnost je usmerjena v proizvodnjo / storitve, ki zahteva visoko usposobljeno delovno silo.**  
***Our activity is oriented in production / services that require high qualified staff.***



**35. Naša dejavnost je usmerjena v proizvodnjo / storitve, ki ustvarjajo visoko dodano vrednost.**  
***Our activity is oriented in high value added production / services.***



**36. V % od ustvarjenega letnega prometa vlaga naše podjetje v raziskave in razvoj:**  
***In % of annual turnover our company invests in research and development:***

